

# Calibre 2235

Ø20.00mm  
Ht: 5.95mm  
Train: 28.800

- Automatic
- Calendar
- Centre Seconds
- Shock Proof
- 31 Jewels

## Base Calibre 2230



















Image	Rolex No.	Description
	2235-100	Main plate
	2235-120	Balance bridge
	2235-180	Date platform
	2235-183	Date bridge
	2235-204	Winding pinion
	2235-205	Sliding pinion
	2235-220	Setting lever
	2235-231	Jumper for setting lever
	2235-260	Minute wheel

Image	Rolex No.	Description
	2235-270	Cannon pinion ht. 2.39mm
	2235-281	Hour wheel ht. 1.58mm
	2235-335	Minute pinion with cannon pinion ht. 2.39mm
	2235-360	Second wheel
	2235-614	Date jumper
	2235-625	Date wheel
	2235-633	Yoke for cam
	2235-635	Spring for cam yoke
	2235-645	Date corrector
	2235-975	Enlargement ring
	2235-5000	Set of screws
	2235-5180	Screw for: • date bridge • date platform
	2235-5625	Screw for date wheel

Image	Rolex No.	Description
	2235-7180	Tapped foot for date platform, cylindrical
	2235-7180-1	Tapped foot for date platform, ht. 0.95mm
	2235-7181	Tapped foot for date platform, ht. 0.52mm
	2235-7625	Tapped foot for date wheel
	2235-9100	Jewel for date indicator support ht. 0.50mm
	2235-9183	Jewel for date indicator support ht. 0.25mm
	2235-9633	Jewel for yoke for cam
	2235-78001	Date indicator, champagne Ø 21.00mm
	2235-78002	Date indicator, white Ø 21.00mm
	2235-79001	Date indicator, champagne Ø 18.80mm
	2235-79002	Date indicator, white Ø 18.80mm
		55 5